



5/15 - 5/19/2024

Municipal office building, Slovanské náměstí 165, 541 01 Trutnov, CZE

GPC EUROPEAN CHAMPIONSHIPS 2024

Winner Of Winners

Women EQUIPPED

Pl.	Lifter / BY / BW / Lot	Nation	DL	Reshel	PC	D
1.	BAZSÓ Mónika / 1974 / 81.2 / 154	HUN	182.5 <sup>WR</sup>	271.1950		M3
2.	MACZKA Brigitte / 1961 / 66.15 / 152	GER	107.5 <sup>WR</sup>	179.3232		M5

Women RAW

Pl.	Lifter / BY / BW / Lot	Nation	DL	Reshel	PC	D
1.	POLÁKOVÁ Daniela / 1976 / 61.5 / 22	CZE	170 <sup>WR</sup>	296.6500	PVT	M2
2.	CSONKA Anikó / 1968 / 61.65 / 18	HUN	170 <sup>WR</sup>	295.9700		M4
3.	SZPILA Magdalena / 2002 / 50.8 / 28	POL	127.5	273.2580		J
4.	TEDESCO Francesca / 2004 / 50.75 / 169	ITA	125	267.9000		T3
5.	BROWN Aimee Frances / 1995 / 76.4 / 167	SCO	175	267.7500		O
6.	PIVOŇKOVÁ Tereza / 2005 / 65.7 / 1	CZE	160	267.0080	PVT	T3
7.	KARDAŠ Elzbieta / 1999 / 58.3 / 8	POL	145	265.1180		O
8.	CICHÁ Ester / 1970 / 55.45 / 19	CZE	137.5	264.4125	PVT	M3
9.	RYKROVÁ Tereza / 2001 / 54.85 / 166	CZE	132.5	257.8715	PVT	J
10.	BOŽOVIĆ Ana / 1982 / 79.35 / 27	MNE	167.5	251.5850		M1
11.	LUBRANO Lobianco Erica / 1993 / 65.2 / 10	ITA	145	243.2230		O
12.	MANZERA Éva / 1976 / 81.35 / 24	HUN	160	237.4400		M2
13.	ŠIRMEROVÁ Stella / 1999 / 51.35 / 7	CZE	110	232.1440	PVT	O
14.	HATŁAS Gabriela Wiktoria / 2008 / 45.7 / 4	POL	92.5	230.0475		T1
15.	JAROŃCZYK Aleksandra / 2008 / 53.55 / 2	POL	115	230.0000		T2
16.	ŠIMKOVÁ Tereza / 2004 / 90.7 / 30	CZE	160 <sup>WR</sup>	226.5280		J
17.	STRNADOVÁ Eva / 1983 / 53.35 / 26	CZE	112.5	225.9900	PVT	M1
18.	POKORNÁ Petra / 1988 / 126.3 / 14	CZE	175	208.1100		O
19.	YAMAKOVÁ Petra / 1974 / 96.4 / 25	CZE	140	193.5640		M2
20.	SMETANOVÁ Eva / 2001 / 76.5 / 29	CZE	125	191.1250	PVT	J
21.	STUDNIČKOVÁ Jana / 1994 / 73.85 / 11	CZE	120	186.7440	PVT	O
22.	PŠORNOVÁ Magdaléna / 2008 / 80.1 / 6	CZE	115	172.0400	PVT	T1
23.	MACZKA Brigitte / 1961 / 66.15 / 17	GER	102.5 <sup>WR</sup>	171.0212		M5
24.	TANCZOS Klaudia / 1973 / 74.5 / 21	SVK	105	162.6450		M3
25.	BARANOVIČOVÁ Květuše / 1953 / 60.3 / 15	SVK	90	159.7680		M7
26.	JANOUSHKOVÁ Jana / 1960 / 58.3 / 16	CZE	85	155.4140	PVT	M5
27.	WYROŻĘBSKA Helena / 2011 / 62.3 / 5	POL	75 <sup>CR</sup>	129.6750		T1
28.	FEHR Astrid / 1953 / 59.0 / 170	GER	70	126.5600		M7

Men EQUIPPED


















Pl.	Lifter / BY / BW / Lot	Nation	DL	Reshel	PC	D
1.	PAVLOVIC Leon / 1992 / 109.2 / 161	NOR	310	274.9700		O
2.	STUDNIČKA Martin / 1993 / 97.6 / 159	CZE	295	272.7570	MVT	O
3.	KAAS Tomáš / 1984 / 119.1 / 172	CZE	310	268.3360	MVT	M1
4.	JÍROVEC Václav / 2004 / 80.7 / 155	CZE	240 <sup>CR</sup>	252.1824	VT1	J
5.	FRIBERG Niclas / 1974 / 93.4 / 147	SWE	260	245.9080		M3
6.	LEE Marshall / 1959 / 112.6 / 163	GBR	270 <sup>WR</sup>	237.0600		M6
7.	CAIRNEY Andrew / 1979 / 130.0 / 168	SCO	270	229.7700		M1
8.	TOMILOV Valery / 1965 / 99.1 / 144	ISR	235	215.8710		M4
9.	SOCHAŃSKI Stefan / 1948 / 81.3 / 140	POL	200 <sup>WR</sup>	208.1200		M8
10.	HELLSTEN Hans / 1958 / 103.8 / 143	SWE	230 <sup>WR</sup>	207.4140		M6
11.	JENÍČEK Josef / 1973 / 105.3 / 148	CZE	230	206.4940	VT1	M3
12.	MANZERA Tibor / 1968 / 110.8 / 145	HUN	190	167.7320		M4
13.	MACZKA Mieczyslaw / 1954 / 84.8 / 142	GER	162.5	163.7350		M6
14.	GLOK Konstantin / 1975 / 89.15 / 149	GER	165	160.7760		M2
15.	TOMANEC Jaroslav / 1943 / 82.1 / 138	CZE	135	139.4280	PVT	M9

Men RAW

Pl.	Lifter / BY / BW / Lot	Nation	DL	Reshel	PC	D
1.	JARMA Denis / 1999 / 59.9 / 106	CZE	240 <sup>WR</sup>	342.3840	PVT	O
2.	MILJENOVIC Đorđe / 1999 / 98.2 / 125	MNE	335	308.9370		O
3.	KAČMÁRIK Juraj / 1985 / 115.2 / 130	SVK	345	300.9090		O
4.	ŠEHOVIĆ Sejfo / 1959 / 78.95 / 74	BIH	280 <sup>WR</sup>	298.4800		M5
5.	TEPLÝ Lubomír / 2000 / 73.8 / 110	CZE	260	295.1520	PVT	O
6.	BALABÁN Jiří / 1995 / 78.65 / 108	CZE	272.5	291.4660	PVT	O
7.	LACINA Jiří / 1991 / 66.9 / 107	CZE	230	287.1320	PVT	O
8.	SCHOLZ Josef / 2006 / 74.2 / 40	CZE	250 <sup>WR</sup>	282.2000	PVT	T2

9.	TURCHETTI Alessio / 1999 / 89.15 / 119	 ITA	287.5	<b>280.1400</b>		O
10.	HOVORKA Tomáš / 1998 / 108.8 / 128	 CZE	315	<b>279.6570</b>	PVT	O
11.	SVOBODA Vojtěch / 2005 / 63.6 / 31	 CZE	210 <sup>CR</sup>	<b>277.2000</b>	PVT	T3
12.	BELAS Marek / 2001 / 66.85 / 49	 CZE	220	<b>274.6480</b>	PVT	J
13.	VARAGIĆ Marko / 1995 / 162.7 / 135	 MNE	327.5	<b>269.2050</b>		O
14.	ŠOS David / 2006 / 80.15 / 41	 CZE	255	<b>268.1580</b>	PVT	T2
15.	MYNAŘÍK Pavel / 2002 / 88.0 / 56	 CZE	270	<b>265.4100</b>	PVT	J
16.	BARTOŁOWICZ Mariusz / 1979 / 108.6 / 101	 POL	295	<b>262.1370</b>		M1
17.	WASIUK Dawid / 2005 / 106.0 / 35	 POL	292.5	<b>261.7875</b>		T3
18.	STRUGLIA Rocco / 2007 / 66.75 / 38	 ITA	205	<b>256.4140</b>		T2
19.	KRÁL Štěpán / 2008 / 58.1 / 42	 CZE	165 <sup>WR</sup>	<b>247.9044</b>	PVT	T1
20.	LAZOVIĆ Nikola / 1982 / 111.3 / 103	 MNE	280	<b>246.6800</b>		M1
21.	FINELLI Angelo / 1975 / 69.45 / 91	 ITA	205	<b>246.4100</b>		M2
22.	GOSIN Vladimir / 1965 / 93.7 / 82	 ISR	260	<b>245.4920</b>		M4
23.	BEVILLE Liam / 1965 / 81.45 / 79	 IRL	235	<b>244.1650</b>		M4
24.	LOIOTILE Giuseppe / 1972 / 71.0 / 85	 ITA	202.5	<b>238.5450</b>		M3
25.	BRAUNER Zdeněk / 1972 / 96.35 / 88	 CZE	250	<b>232.4500</b>	PVT	M3
26.	KALAŠ Vlastimil / 1979 / 98.45 / 95	 CZE	250	<b>230.2500</b>	PVT	M2
27.	RAMBOUSEK Petr / 1964 / 84.0 / 80	 CZE	225	<b>228.3750</b>	PVT	M4
28.	MAREŠ David / 2001 / 92.35 / 54	 CZE	240	<b>228.3360</b>	MVT	J
29.	BERGSET Elias / 2001 / 137.8 / 60	 NOR	270	<b>227.5560</b>		J
30.	SKRUDLIK Szymon / 2001 / 69.85 / 50	 POL	190	<b>227.1640</b>		J
31.	RINTANEN Olavi / 1955 / 120.4 / 72	 FIN	262.5 <sup>WR</sup>	<b>226.6425</b>		M6
32.	KOČAN Jasmin / 1971 / 88.9 / 86	 MNE	230	<b>224.6640</b>		M3
33.	KALČÍK Petr / 2000 / 82.0 / 52	 CZE	215	<b>222.3100</b>	MVT	J
34.	MARIANI Mattia / 2004 / 73.65 / 32	 ITA	195	<b>221.6370</b>		T3
35.	NEMŠ Robert / 1969 / 117.0 / 90	 POL	255	<b>221.5950</b>		M3
36.	KORBA Aleš / 1983 / 98.15 / 100	 CZE	240	<b>221.3280</b>	MVT	M1
37.	JAROŇCZYK Jakub / 2005 / 99.05 / 33	 POL	240	<b>220.4640</b>		T3
38.	GEJDOŠ Tibor / 1963 / 103.1 / 78	 SVK	240	<b>216.9600</b>		M5
39.	LAIŠIN Boris / 1950 / 70.9 / 64	 EST	182.5 <sup>WR</sup>	<b>215.2770</b>		M7
40.	ŠMOLÍK Jiří / 2001 / 103.7 / 58	 CZE	237.5	<b>214.2725</b>	VT1	J
41.	ŠVANDA Ondřej / 1985 / 125.4 / 134	 CZE	250	<b>214.2500</b>	VT2	O
42.	KIPURS Maris / 1978 / 111.0 / 164	 LAT	240	<b>211.6800</b>		M2
43.	SÝKORA Martin / 1983 / 82.25 / 98	 CZE	205	<b>211.2730</b>	VT1	M1
44.	TÁBORSKÝ Jiří / 1963 / 99.3 / 77	 CZE	230	<b>211.0940</b>	PVT	M5
45.	WYROZĘBSKI Mariusz / 1982 / 159.6 / 105	 POL	250	<b>206.0000</b>		M1
46.	TOMEK Daniel / 2008 / 74.5 / 45	 CZE	180	<b>202.3200</b>	MVT	T1
47.	SOCHAŃSKI Stefan / 1948 / 81.3 / 63	 POL	172.5	<b>179.5035</b>		M8
48.	ŠIMKO Róbert ml. / 2010 / 61.35 / 43	 SVK	130	<b>179.3740</b>		T1
49.	GLOK Konstantin / 1975 / 89.15 / 93	 GER	180	<b>175.3920</b>		M2
50.	HEIZER Attila / 1965 / 101.1 / 83	 HUN	190	<b>173.0140</b>		M4
51.	LEGUTKO Filip / 2008 / 83.65 / 47	 POL	170	<b>172.9580</b>		T1
52.	SCHULZE Lothar / 1950 / 83.15 / 66	 GER	165	<b>168.6960</b>		M7
53.	HABERNY Jan / 2008 / 78.65 / 46	 POL	150	<b>160.4400</b>		T1
54.	ŠOŘ Karel / 1955 / 80.05 / 69	 CZE	150	<b>157.9200</b>	PVT	M6
55.	NOSEK Petr / 1959 / 95.5 / 162	 CZE	160	<b>149.4400</b>	MVT	M6
56.	MACZKA Mieczysław / 1954 / 84.8 / 67	 GER	140	<b>141.0640</b>		M6
57.	KOVÁCS Gábor / 1962 / 87.6 / 75	 HUN	130	<b>128.2060</b>		M5
58.	BARTEK Jozef / 1945 / 72.65 / 62	 SVK	70	<b>80.6260</b>		M8

Nations points (by lifted points)

Pl.	Nation	DL	Points
1.	 CZE	1,422.5	1,794.9840
2.	 ITA	1,170.0	1,532.6320
3.	 POL	1,067.5	1,522.3480
4.	 MNE	1,340.0	1,301.0710
5.	 HUN	1,022.5	1,273.5570
6.	 SVK	980.0	1,100.2820
7.	 GER	882.5	1,018.9434
8.	 NOR	580.0	502.5260
9.	 SCO	445.0	497.5200
10.	 ISR	495.0	461.3630
11.	 SWE	490.0	453.3220
12.	 BIH	280.0	298.4800
13.	 IRL	235.0	244.1650
14.	 GBR	270.0	237.0600
15.	 FIN	262.5	226.6425
16.	 EST	182.5	215.2770
17.	 LAT	240.0	211.6800

Generated by application PowerLIVE! v2.14.3 - <https://www.powerlifter.cz/PowerLIVE.aspx>